

InFlow registration guide




Registering on InFlow

Pages 2 - 6

Registering a company on InFlow

Page 7





Registering on InFlow

User details

Where you are registering as a **home owner, occupier** or **land owner** you will not be asked to provide a **company name**. This field is dependent upon profile type selected and will not be visible.

When registering using another Profile type, developer, self-lay provider, NAV, consultant etc, you will need to provide your company details by adding your **company name**.

Where your company has already registered on InFlow, this will appear as you enter the details. When reviewing, please ensure you select the correct company.

If you are registering your company for the first time, we have a handy guide which can be found under the **company registration** link.

Click the **Continue** button.

Login details

Enter the email address you wish to be associated with your account. This email address is where your verification email will be sent and future communication from our teams in relation to your applications.

Please note, you are not able to register the same email address more than once.

Choose your profile type and complete your contact details. Click the **Continue** button.

The screenshot shows a registration form with the following elements:

- Progress indicator: User Details (selected), Company Details, Login Details, Review.
- Profile Type: Developer (Company)
- First Name: [Text input field]
- Last Name: [Text input field]
- Email: [Text input field]
- Confirm email: [Text input field]
- Your Address: [Text input field]
- Postcode: [Text input field with search icon]
- Job Role: [Text input field]
- Landline number: [Text input field]
- Mobile number: [Text input field]
- Buttons: Back, Continue
- Right sidebar: Customer registration user guide (with a link and a thumbnail image of the guide)

If you are registering as a developer, self-lay provider, NAV, consultant etc, you will need to provide your company details by adding your **company name**.

Progress bar: User Details — Company Details — Login Details — Review


Your Company may already be registered on InFlow. Please enter the name of your Company into the field below to display registered Companies. If your Company name does not appear please complete the details below.

Company Name
Company Name

[Back](#) [Continue](#)

Customer registration user guide

For guidance on how to register as a user and /or a company, please take a look at our user guide found [here](#)



Should your **company name** be already registered it will appear as you begin to type. If this does not appear please select [My company is not listed here](#). Further details on how to register your company can be found on page 7.

Progress bar: User Details — Company Details — Login Details — Review

Your Company may already be registered on InFlow. Please enter the name of your Company into the field below to display registered Companies. If your Company name does not appear please complete the details below.

Company Name
Persi

- PERSIMMON HOMES ANGLIA LTD
LOWESTOFT, NR33 9QS
- Persimmon Homes Ltd Anglia (DART)
Colville Road, Persimmon House, LOWESTOFT, NR33 9QS
- Persimmon Homes Midlands Ltd
- [My Company is not listed here](#)

Customer registration user guide

For guidance on how to register as a user and /or a company, please take a look at our user guide found [here](#)



Choose your password and your security question. We will never ask you for your password and the questions will help to reset your password and helps us to validate your profile.

Progress indicators: User Details | Login Details | Review

Email
Your@email.com Edit

Password
.....

- ✓ 8 characters minimum
- ✓ must contain one number
- ✓ one uppercase character

Confirm password
.....


Security question
At which company was your first job? ▼

Security answer

[Back](#) Continue

Customer registration user guide

For guidance on how to register as a user and /or a company, please take a look at our user guide found [here](#)



Review & Confirm

Once the registration is complete, InFlow will present you with your details. This is your opportunity to review and make any amendments using the edit function. You will then be able to read through and tick the options if you agree to receiving news, updates or information.

To complete your registration, you will need to review and agree to our **Terms & Conditions**.

✔ User Details — ✔ Login Details — ⚠ Review

User Details [Edit](#)

Profile Type
Home Owner

First Name
First

Last Name
Surname

Email
Your@email.com
This email address will be used to login to inflow

Your Address
4,Henderson House
Lancaster Way,Huntingdon
United Kingdom
PE29 7DU

Landline Number
01234567890

Login Details [Edit](#)

Email
Your@email.com

Password


Security Question
At which company was your first job?

Security Answer

How may Anglian Water best support you through your application? (You can select Multiple Options)

Customer registration user guide

For guidance on how to register as a user and /or a company, please take a look at our user guide found [here](#)




When ready, click on the **'Submit'** button to proceed with your registration

Registration success

You will now receive a verification email to your registered email address account. Please follow the instructions provided to activate your InFlow account.

Registration success



You will receive an activation email shortly.

Please click the [activation link](#) from your email to complete your account registration.

You should receive an email within a couple of minutes. If you don't receive it within this time, please check your spam folder and add anglianwater.co.uk as a trusted email address. If you're still having problems, please contact us at developmentsservices@anglianwater.co.uk or call us at **0345 60 66 087**.

[OK](#)

Welcome to InFlow!

Once verified and your account is activated, you will be able to log in to InFlow and submit your application to us.

If you need any further help, please contact us at inflow@anglianwater.co.uk

[FAQs](#) [Login](#) | [Register](#)

Welcome

We want to help and support all customers wishing to plan, build & develop new and existing properties, so please select from the services below which will direct you through to our online portal InFlow.

What service are you looking for today?



Registering a company on InFlow



User details

If you have not yet registered your company on InFlow, you can do so by clicking the [My company is not listed here](#) on the Company details page as shown below. This will take you to the company registration page.

Once redirected to the company registration page, please complete all the required fields including the company profile type from the dropdown menu as well as your company name and address. You will then need to input a phone number (this can be one used by multiple users) as well as your email address if necessary.

The screenshot shows a web form for company registration. At the top, there are four tabs: 'User Details' (selected), 'Company Details', 'Login Details', and 'Review'. Below the tabs, a message states: 'Your company may already be registered on InFlow, so please begin to enter the name of your company into the field below to display registered companies. If your company is not registered, please fill in the below form.' The form is titled 'Please register your company' and contains the following fields: 'Company Name' (with a note 'It shouldn't be more than 35 characters'), 'Company Profile Type' (a dropdown menu currently showing '-Select-'), 'For attention of (FAO) (Optional)' (with a sub-field 'FAO'), 'Company Address' (with a sub-field 'Postcode' and a search icon), 'Landline Number', 'Mobile Number', and 'Email'. At the bottom of the form are 'Back' and 'Continue' buttons. To the right of the form is a sidebar with the heading 'Customer registration user guide' and the text: 'For guidance on how to register as a user and /or a company, please take a look at our user guide found [here](#)'. Below this text is a thumbnail image of the user guide cover, which features a colorful illustration of a village with a windmill and a boat on a river.

Continue your profile registration by clicking the **'Continue'** button where you can continue with your login details.